

# Walsh Ranch Municipal Utility District

## Accountants' Report

January 13, 2012

# Cash Activity Report

**Walsh Ranch Municipal Utility District  
Cash Activity Report  
December 31, 2011 - January 13, 2012**

		IronStone Bank	
		Operating Account	Manager's Account
<b>Reconciled Cash Balance - December 31, 2011</b>		<b>\$ 42,655.02</b>	<b>\$ 43,593.13</b>
<b>Subsequent Activity through January 13, 2012</b>		<b>2,517.70</b>	<b>12,305.61</b>
Estimated Service Collections		517.70	
Transfer Approved December 30, 2011	Transfer from Compass Lockbox to IronStone Operating	32,000.00	
Transfer Approved December 30, 2011	Transfer from IronStone Operating to IronStone Manager's	(30,000.00)	
	Subtotal - Operating Account	2,517.70	
Transfer Approved December 30, 2011	Transfer from IronStone Operating to IronStone Manager's	30,000.00	
City of Round Rock	5179 Water & Sewer Purchases - December 2011	(17,694.39)	
	Subtotal - Manager's Account	12,305.61	
<b>Expenditures to be Approved January 13, 2012</b>		<b>-</b>	<b>(12,131.62)</b>
<u>Vendor</u>	<u>Ck #</u>	<u>Memo</u>	<u>Amount</u>
Dandamudi Kranthi	5180	Customer Refund	(63.99)
City of Round Rock Environmental	5181	Lab Fees - December 2011	(15.00)
Crossroads Utility Services	5182	Operations & Management - December 2011	(2,449.63)
ISS Ground Control	5183	Landscape Maintenance - January 2012	(2,675.00)
McLean Howard, LLP	5184	Legal Fees - December 2011	(3,040.00)
Round Rock Refuse	5185	Garbage Service - December 2011	(3,808.00)
Foradory Construction, Inc.	5186	Pond Inspection - January 2012	(80.00)
		Total Operating Account Expenditures	(12,131.62)
<b>Transfers to be Approved at January 13, 2012</b>		<b>(31,000.00)</b>	<b>50,000.00</b>
Transfer letter dated January 13, 2012	Transfer from Compass Lockbox to IronStone Operating	19,000.00	
Transfer letter dated January 13, 2012	Transfer from IronStone Operating to IronStone Manager's	(50,000.00)	
		(31,000.00)	
<b>Projected Cash Balance - January 13, 2012</b>		<b>\$ 14,172.72</b>	<b>\$ 93,767.12</b>

**Walsh Ranch Municipal Utility District  
Cash/Investment Activity Report  
December 31, 2011 - January 13, 2012**

	Interest Rates	Maturity Date	Balance 12/31/2011	Subsequent		Subtotal 1/13/2012	Transfers to be Approved 1/13/2012	Projected Balance 1/13/2012
				Receipts	Disbursements			
<b>General Fund -</b>								
Checking Account (Operating)	0.0000%	n/a	\$ 42,655.02	\$ 32,517.70	\$ (30,000.00)	\$ 45,172.72	\$ (31,000.00)	\$ 14,172.72
Checking Account (Manager's)	0.0000%	n/a	43,593.13	30,000.00	(29,826.01)	43,767.12	50,000.00	93,767.12
Compass Lockbox Account	0.0000%	n/a	51,324.24	-	(32,000.00)	19,324.24	(19,000.00)	324.24
TexPool Operating Account	0.0789%	n/a	110,507.86	-	-	110,507.86	159,355.20	269,863.06
<b>Total - General Fund</b>			<b>248,080.25</b>	<b>62,517.70</b>	<b>(91,826.01)</b>	<b>218,771.94</b>	<b>159,355.20</b>	<b>378,127.14</b>
<b>Debt Service Fund -</b>								
TexPool Tax Account	0.0789%		405,179.26	-	-	405,179.26	(399,355.20)	5,824.06
TexPool Debt Service Account	0.0789%		149,511.88	-	-	149,511.88	240,000.00	389,511.88
<b>Total - Debt Service Fund</b>			<b>554,691.14</b>	<b>-</b>	<b>-</b>	<b>554,691.14</b>	<b>(159,355.20)</b>	<b>395,335.94</b>
<b>Capital Projects Fund -</b>								
TexPool Series 2008 Capital Projects	0.0789%		1,230.11	-	-	1,230.11	-	1,230.11
TexPool Series 2009 Capital Projects	0.0789%		66,615.50	-	-	66,615.50	-	66,615.50
<b>Total - Capital Projects Fund</b>			<b>67,845.61</b>	<b>-</b>	<b>-</b>	<b>67,845.61</b>	<b>-</b>	<b>67,845.61</b>
<b>Total - All Funds</b>			<b>870,617.00</b>	<b>62,517.70</b>	<b>(91,826.01)</b>	<b>841,308.69</b>	<b>-</b>	<b>841,308.69</b>

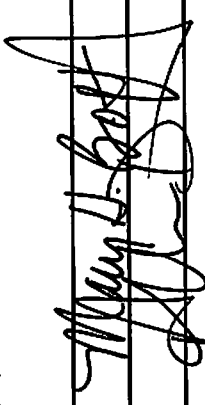
**Transfer Letter Information:**

- (1) To transfer funds from Compass Lockbox Account to IronStone Operating Account: \$19,000.00
- (2) To transfer funds from IronStone Operating Account to IronStone Manager's Account: \$50,000.00
- (3) To transfer funds from TexPool Tax Account to TexPool Operating Account: \$159,355.20
- (4) To transfer funds from TexPool Tax Account to TexPool Debt Service Account: \$240,000.00

**WALSH RANCH MUNICIPAL UTILITY DISTRICT**  
**SCHEDULE OF TEMPORARY INVESTMENTS**  
 OCT 1, 2011 to DEC 31, 2011

FUNDS	IDENTIFICATION	INTEREST RATE	INTEREST 10/11-12/11	BEG. BK VAL 10/1/2011	END. BK VAL 12/31/2011	BEG. MKT VAL 10/1/2011	END. MKT VAL 12/31/2011	TRADE DATE	MATURITY DATE	DAYS
GENERAL FUND:	<u>TexPool - Operating Account</u> Texas Local Government Investment Pool	0.0461%	33.93	160,473.90	110,507.86	160,473.90	110,507.86			
<b>TOTAL GENERAL OPERATING FUND</b>			<b>33.93</b>	<b>160,473.90</b>	<b>110,507.86</b>	<b>160,473.90</b>	<b>110,507.86</b>			
DEBT SERVICE FUND:	<u>TexPool - Tax Account</u> Texas Local Government Investment Pool	0.0461%	11.47	97.80	405,179.26	97.80	405,179.26			
	<u>TexPool - Debt Service Account</u> Texas Local Government Investment Pool	0.0461%	34.29	149,477.59	149,511.88	149,477.59	149,511.88			
<b>TOTAL DEBT SERVICE FUND</b>			<b>45.76</b>	<b>149,575.39</b>	<b>554,691.14</b>	<b>149,575.39</b>	<b>554,691.14</b>			
CAPITAL PROJECTS FUND:	<u>TexPool - SR2008 Capital Project Account</u> Texas Local Government Investment Pool	0.0461%	-	1,230.11	1,230.11	1,230.11	1,230.11			
	<u>TexPool - SR2009 Capital Project Account</u> Texas Local Government Investment Pool	0.0461%	15.29	66,600.21	66,615.50	66,600.21	66,615.50			
<b>TOTAL CAPITAL PROJECTS FUND</b>			<b>15.29</b>	<b>67,830.32</b>	<b>67,845.61</b>	<b>67,830.32</b>	<b>67,845.61</b>			
<b>TOTAL ALL FUNDS</b>			<b>94.98</b>	<b>377,879.61</b>	<b>733,044.61</b>	<b>377,879.61</b>	<b>733,044.61</b>			

This quarterly report and the District's investment portfolio are in full compliance with the Public Funds Investment Act (Chapter 2256, Texas Government Code) and the Investment Policy and Strategies adopted by the District.

  
 \_\_\_\_\_  
 \_\_\_\_\_  
 \_\_\_\_\_

# Tax Collection Report

# Recap & Standings Report

Cycles: All Taxing Units: And Mill Mud... Deposit Date Range: 12/01/2011 to 12/31/2011 Sorted By: By Year, Descending Options: Separate Rollbacks, Include

Property Tax

M33 (Walsh Ranch Mud)

2011 Fiscal Year: 10/01/2011 - 09/30/2012

Taxing Unit Totals (IS,MO,SA)

Year	Original Roll	Beg. Uncollected	Adjustments	Adjusted Uncollected	Collections	P&I Collected	Credits / Discounts Allowed	Atty. Fee Collected	Variance	Uncollected Balance YTD	YTD Collections
2012	0.00	0.00	0.00	0.00	0.00	0.00	0.00	0.00	0.00	0.00	0.00
2011	595,619.17	560,505.45	0.00	560,505.45	370,306.26	0.00	0.00	0.00	0.00	190,199.19	405,424.30
2010	506,941.00	2,067.11	0.00	2,067.11	0.00	0.00	0.00	0.00	0.00	2,067.11	0.00
2009	434,662.30	0.00	0.00	0.00	0.00	0.00	0.00	0.00	0.00	0.00	0.00
2008	291,849.00	0.00	0.00	0.00	0.00	0.00	0.00	0.00	0.00	0.00	0.00
2007	124,874.19	0.00	0.00	0.00	0.00	0.00	0.00	0.00	0.00	0.00	0.00
2006	13,408.92	0.00	0.00	0.00	0.00	0.00	0.00	0.00	0.00	0.00	0.00
2005	0.00	0.00	0.00	0.00	0.00	0.00	0.00	0.00	0.00	0.00	0.00
2004	0.00	0.00	0.00	0.00	0.00	0.00	0.00	0.00	0.00	0.00	0.00
2003	0.00	0.00	0.00	0.00	0.00	0.00	0.00	0.00	0.00	0.00	0.00
2002	0.00	0.00	0.00	0.00	0.00	0.00	0.00	0.00	0.00	0.00	0.00
2001	0.00	0.00	0.00	0.00	0.00	0.00	0.00	0.00	0.00	0.00	0.00
2000	0.00	0.00	0.00	0.00	0.00	0.00	0.00	0.00	0.00	0.00	0.00
1999	0.00	0.00	0.00	0.00	0.00	0.00	0.00	0.00	0.00	0.00	0.00
1998	0.00	0.00	0.00	0.00	0.00	0.00	0.00	0.00	0.00	0.00	0.00
1997	0.00	0.00	0.00	0.00	0.00	0.00	0.00	0.00	0.00	0.00	0.00
1996	0.00	0.00	0.00	0.00	0.00	0.00	0.00	0.00	0.00	0.00	0.00
1995	0.00	0.00	0.00	0.00	0.00	0.00	0.00	0.00	0.00	0.00	0.00
1994	0.00	0.00	0.00	0.00	0.00	0.00	0.00	0.00	0.00	0.00	0.00
1993	0.00	0.00	0.00	0.00	0.00	0.00	0.00	0.00	0.00	0.00	0.00
1992 & prior	0.00	0.00	0.00	0.00	0.00	0.00	0.00	0.00	0.00	0.00	0.00

Summary

Total Current	595,619.17	560,505.45	0.00	560,505.45	370,306.26	0.00	0.00	0.00	0.00	190,199.19	405,424.30
Total Delinquent	1,371,536.89	2,067.11	0.00	2,067.11	0.00	0.00	0.00	0.00	0.00	2,067.11	0.00
Rollbacks		0.00	0.00	0.00	0.00	0.00	0.00	0.00	0.00	0.00	0.00
Taxing Unit Total	1,967,156.06	562,572.56	0.00	562,572.56	370,306.26	0.00	0.00	0.00	0.00	192,266.30	405,424.30

Percentages

% of Roll Collected - 2011 - 68.07%	Adjusted Original Roll - \$595,623.49	Current YTD Collected - \$405,424.30
-------------------------------------	---------------------------------------	--------------------------------------

Tax Collections Compared to Current Taxes Billed 48.90% Collected

All Collections Compared to Current Taxes Billed 48.90% Collected

Combined Collections (Collections + P&I Collected) - 370,306.26

**WALSH RANCH MUD**  
**ANALYSIS OF TAXES COLLECTED FOR RECONCILIATION**  
 FY 2011 - 2012

TAX YEAR	2011			2010			TOTAL		
	General Fund	Debt Service Fund	Total	General Fund	Debt Service Fund	Total	General Fund	Debt Service Fund	Total
PERCENTAGE	\$ 0.2600	\$ 0.4100	\$ 0.6700	\$ 0.2900	\$ 0.3600	\$ 0.6500			
<b>COLLECTIONS:</b>									
<b>OCT</b>									
TAX ADJUSTMENTS	0.00	0.00	0.00	0.00	0.00	0.00	0.00	0.00	0.00
BASE TAX REV	0.00	0.00	0.00	0.00	0.00	0.00	0.00	0.00	0.00
TAXES	7,831.37	12,349.46	20,180.83	0.00	0.00	0.00	7,831.37	12,349.46	20,180.83
PENALTY	0.00	0.00	0.00	0.00	0.00	0.00	0.00	0.00	0.00
<b>NOV</b>									
TAX ADJUSTMENTS	1.68	2.64	4.32	0.00	0.00	0.00	1.68	2.64	4.32
BASE TAX REV	0.00	0.00	0.00	0.00	0.00	0.00	0.00	0.00	0.00
TAXES	5,796.53	9,140.68	14,937.21	0.00	0.00	0.00	5,796.53	9,140.68	14,937.21
PENALTY	0.00	0.00	0.00	0.00	0.00	0.00	0.00	0.00	0.00
<b>DEC</b>									
TAX ADJUSTMENTS	0.00	0.00	0.00	0.00	0.00	0.00	0.00	0.00	0.00
BASE TAX REV	0.00	0.00	0.00	0.00	0.00	0.00	0.00	0.00	0.00
TAXES	143,700.94	226,608.32	370,306.26	0.00	0.00	0.00	143,700.94	226,608.32	370,306.26
PENALTY	0.00	0.00	0.00	0.00	0.00	0.00	0.00	0.00	0.00
<b>JAN</b>									
TAX ADJUSTMENTS	0.00	0.00	0.00	0.00	0.00	0.00	0.00	0.00	0.00
BASE TAX REV	0.00	0.00	0.00	0.00	0.00	0.00	0.00	0.00	0.00
TAXES	0.00	0.00	0.00	0.00	0.00	0.00	0.00	0.00	0.00
PENALTY	0.00	0.00	0.00	0.00	0.00	0.00	0.00	0.00	0.00
<b>FEB</b>									
TAX ADJUSTMENTS	0.00	0.00	0.00	0.00	0.00	0.00	0.00	0.00	0.00
BASE TAX REV	0.00	0.00	0.00	0.00	0.00	0.00	0.00	0.00	0.00
TAXES	0.00	0.00	0.00	0.00	0.00	0.00	0.00	0.00	0.00
PENALTY	0.00	0.00	0.00	0.00	0.00	0.00	0.00	0.00	0.00
<b>MAR</b>									
TAX ADJUSTMENTS	0.00	0.00	0.00	0.00	0.00	0.00	0.00	0.00	0.00
BASE TAX REV	0.00	0.00	0.00	0.00	0.00	0.00	0.00	0.00	0.00
TAXES	0.00	0.00	0.00	0.00	0.00	0.00	0.00	0.00	0.00
PENALTY	0.00	0.00	0.00	0.00	0.00	0.00	0.00	0.00	0.00
<b>APR</b>									
TAX ADJUSTMENTS	0.00	0.00	0.00	0.00	0.00	0.00	0.00	0.00	0.00
BASE TAX REV	0.00	0.00	0.00	0.00	0.00	0.00	0.00	0.00	0.00
TAXES	0.00	0.00	0.00	0.00	0.00	0.00	0.00	0.00	0.00
PENALTY	0.00	0.00	0.00	0.00	0.00	0.00	0.00	0.00	0.00
<b>MAY</b>									
TAX ADJUSTMENTS	0.00	0.00	0.00	0.00	0.00	0.00	0.00	0.00	0.00
BASE TAX REV	0.00	0.00	0.00	0.00	0.00	0.00	0.00	0.00	0.00
TAXES	0.00	0.00	0.00	0.00	0.00	0.00	0.00	0.00	0.00
PENALTY	0.00	0.00	0.00	0.00	0.00	0.00	0.00	0.00	0.00
<b>JUN</b>									
TAX ADJUSTMENTS	0.00	0.00	0.00	0.00	0.00	0.00	0.00	0.00	0.00
BASE TAX REV	0.00	0.00	0.00	0.00	0.00	0.00	0.00	0.00	0.00
TAXES	0.00	0.00	0.00	0.00	0.00	0.00	0.00	0.00	0.00
PENALTY	0.00	0.00	0.00	0.00	0.00	0.00	0.00	0.00	0.00
<b>JUL</b>									
TAX ADJUSTMENTS	0.00	0.00	0.00	0.00	0.00	0.00	0.00	0.00	0.00
BASE TAX REV	0.00	0.00	0.00	0.00	0.00	0.00	0.00	0.00	0.00
TAXES	0.00	0.00	0.00	0.00	0.00	0.00	0.00	0.00	0.00
PENALTY	0.00	0.00	0.00	0.00	0.00	0.00	0.00	0.00	0.00
<b>AUG</b>									
TAX ADJUSTMENTS	0.00	0.00	0.00	0.00	0.00	0.00	0.00	0.00	0.00
BASE TAX REV	0.00	0.00	0.00	0.00	0.00	0.00	0.00	0.00	0.00
TAXES	0.00	0.00	0.00	0.00	0.00	0.00	0.00	0.00	0.00
PENALTY	0.00	0.00	0.00	0.00	0.00	0.00	0.00	0.00	0.00
<b>SEP</b>									
TAX ADJUSTMENTS	0.00	0.00	0.00	0.00	0.00	0.00	0.00	0.00	0.00
BASE TAX REV	0.00	0.00	0.00	0.00	0.00	0.00	0.00	0.00	0.00
TAXES	0.00	0.00	0.00	0.00	0.00	0.00	0.00	0.00	0.00
PENALTY	0.00	0.00	0.00	0.00	0.00	0.00	0.00	0.00	0.00
<b>TOTAL</b>									
BASE TAX REV	0.00	0.00	0.00	0.00	0.00	0.00	0.00	0.00	0.00
TAXES	157,328.83	248,099.47	405,424.30	0.00	0.00	0.00	157,328.83	248,099.47	405,424.30
PENALTY	0.00	0.00	0.00	0.00	0.00	0.00	0.00	0.00	0.00
<b>TOTAL DISTRIBUTION</b>	157,328.83	248,099.47	405,424.30	0.00	0.00	0.00	157,328.83	248,099.47	405,424.30
<b>BEGINNING</b>									
TAXES RECEIVABLE	231,135.80	364,483.37	595,619.17	922.25	1,144.86	2,067.11	232,058.05	365,628.23	597,686.28
TAX ADJUSTMENTS	1.68	2.64	4.32	0.00	0.00	0.00	1.68	2.64	4.32
BASE TAX REV	0.00	0.00	0.00	0.00	0.00	0.00	0.00	0.00	0.00
LESS: COLLECTIONS	(157,328.83)	(248,099.47)	(405,424.30)	0.00	0.00	0.00	(157,328.83)	(248,099.47)	(405,424.30)
<b>TAX REC @ END OF PERIOD</b>	73,808.64	116,390.55	190,199.19	922.25	1,144.86	2,067.11	74,730.89	117,535.41	192,266.30

# Financial Statements

**Walsh Ranch Municipal Utility District**  
**Financial Statements and Supplementary Information**  
**December 31, 2011**

We have compiled the accompanying Governmental Funds Balance Sheet of Walsh Ranch Municipal Utility District (a governmental entity) as of December 31, 2011 and the related Statement of Revenues, Expenditures, and Changes in Fund Balance - Governmental Funds for the three months then ended, which collectively comprise the District's basic financial statements, and the accompanying supplementary information described at Supplementary Information - Index, which is presented only for supplementary analysis purposes, in accordance with the Statements on Standards for Accounting and Review Services issued by the American Institute of Certified Public Accountants.

A compilation is limited to presenting in the form of financial statements and supplementary schedules information that is the representation of management. We have not audited or reviewed the accompanying financial statements and supplementary information and, accordingly, do not express an opinion or any other form of assurance on them.

The District has elected not to present the management's discussion and analysis, the Statement of Net Assets, and Statement of Activities as required by the Governmental Accounting Standards Board Statement No. 34 as part of its basic financial statements. In addition, management has elected to omit substantially all of the disclosures required by generally accepted accounting principles. If the omitted disclosures and components required by GASB 34 were included in the financial statements, they might influence the user's conclusions about the District's financial position, results of operations, and cash flows. Accordingly, these financial statements are not designed for those who are not informed about such matters.

The budgetary comparison information is not a required part of the basic financial statements but is supplemental information required by the Governmental Accounting Standards Board. We have compiled the supplementary information from information that is the representation of management, without audit or review. Accordingly, we do not express an opinion or any other form of assurance on the supplementary information.

We are not independent with respect to Walsh Ranch Municipal Utility District.

  
BOTT & DOUTHITT, P.L.L.C.

January 13, 2012  
Round Rock, TX

**Walsh Ranch Municipal Utility District  
Governmental Funds Balance Sheet  
December 31, 2011**

	<u>Governmental Funds</u>			<u>Governmental Funds Total</u>
	<u>General Fund</u>	<u>Debt Service Fund</u>	<u>Capital Projects Fund</u>	
<b>Assets</b>				
Cash and Cash Equivalents -				
Cash	\$ 137,572.39	\$ -	\$ -	\$ 137,572.39
Cash Equivalents	110,507.86	554,691.14	67,845.61	733,044.61
Receivables -				
Service Accounts, net of allowance for doubtful accounts of \$-0-	26,728.04	-	-	26,728.04
Accrued Service Revenue	28,766.76	-	-	28,766.76
Property Taxes	74,730.89	117,535.41	-	192,266.30
Interfund Receivable	159,355.20	-	-	159,355.20
<b>Total Assets</b>	<b>\$ 537,661.14</b>	<b>\$ 672,226.55</b>	<b>\$ 67,845.61</b>	<b>\$ 1,277,733.30</b>
<b>Liabilities</b>				
Accounts Payable	\$ 27,071.01	\$ -	\$ -	\$ 27,071.01
Accrued Accounts Payable	15,735.08	-	-	15,735.08
Due to TCEQ	2,088.54	-	-	2,088.54
Deferred Revenue - Property Taxes	74,730.89	117,535.41	-	192,266.30
Customer Deposits	21,950.00	-	-	21,950.00
Interfund Payable	-	159,355.20	-	159,355.20
<b>Total Liabilities</b>	<b>141,575.52</b>	<b>276,890.61</b>	<b>-</b>	<b>418,466.13</b>
<b>Fund Balance</b>				
Fund Balances:				
Restricted for				
Debt Service	-	395,335.94	-	395,335.94
Capital Projects	-	-	67,845.61	67,845.61
Unassigned	396,085.62	-	-	396,085.62
<b>Total Fund Balances</b>	<b>396,085.62</b>	<b>395,335.94</b>	<b>67,845.61</b>	<b>859,267.17</b>
<b>Total Liabilities and Fund Balances</b>	<b>\$ 537,661.14</b>	<b>\$ 672,226.55</b>	<b>\$ 67,845.61</b>	<b>\$ 1,277,733.30</b>

**Walsh Ranch Municipal Utility District  
Statement of Revenues,  
Expenditures & Changes in Fund Balance-Governmental Funds  
October 2011 - December 2011**

	Governmental Funds			Governmental Funds Total
	General Fund	Debt Service Fund	Capital Projects Fund	
<b>Water/Wastewater Service:</b>				
Water Service Revenue	\$ 34,623.94	\$ -	\$ -	\$ 34,623.94
Wastewater Service Revenue	33,566.07	-	-	33,566.07
Basic Service Charge Revenue	27,744.73	-	-	27,744.73
Service Penalties	1,503.09	-	-	1,503.09
Total Water/Wastewater Service Revenues	<u>97,437.83</u>	<u>-</u>	<u>-</u>	<u>97,437.83</u>
<b>Water/Wastewater Direct Costs:</b>				
Water Purchase Cost	36,992.42	-	-	36,992.42
Wastewater Purchase Cost	33,247.60	-	-	33,247.60
Garbage Service	11,456.00	-	-	11,456.00
Management Fees	6,873.92	-	-	6,873.92
Total Water/Wastewater Service Direct Costs	<u>88,569.94</u>	<u>-</u>	<u>-</u>	<u>88,569.94</u>
<b>Subtotal - Water/Wastewater Service</b>	<u>8,867.89</u>	<u>-</u>	<u>-</u>	<u>8,867.89</u>
<b>Other Revenues:</b>				
Property Tax	157,328.83	248,095.47	-	405,424.30
Property Tax Penalties	-	-	-	-
Interest and Other	45.38	45.76	15.29	106.43
Total Other Revenues	<u>157,374.21</u>	<u>248,141.23</u>	<u>15.29</u>	<u>405,530.73</u>
<b>Other Expenditures:</b>				
Current -				
Repairs & Maintenance	29,909.71	-	-	29,909.71
Pond Maintenance	1,200.00	-	-	1,200.00
Pond Service	240.00	-	-	240.00
Street Lights/Utilities	2,399.24	-	-	2,399.24
Landscape Maintenance/Irrigation Repairs	11,535.00	-	-	11,535.00
Trail Repairs	-	-	-	-
Legal Fees	5,445.06	-	-	5,445.06
Insurance	-	-	-	-
Bookkeeping Fees	4,850.00	-	-	4,850.00
Audit Fees	8,000.00	-	-	8,000.00
Engineering Fees	-	-	-	-
Tax Assessor/Collector	494.02	779.03	-	1,273.05
Meeting Expense	84.50	-	-	84.50
Miscellaneous Expense	412.50	-	-	412.50
Capital Outlay	-	-	-	-
Debt Service -				
Bond Interest	-	-	-	-
Bond Principal	-	-	-	-
Fiscal Agent Fees	-	-	-	-
Total Other Expenditures	<u>64,570.03</u>	<u>779.03</u>	<u>-</u>	<u>65,349.06</u>
<b>Subtotal - Other</b>	<u>92,804.18</u>	<u>247,362.20</u>	<u>15.29</u>	<u>340,181.67</u>
<b>Excess/(Deficiency) of Revenues over Expenditures</b>	<u>101,672.07</u>	<u>247,362.20</u>	<u>15.29</u>	<u>349,049.56</u>
<b>Fund Balance, October 1, 2011</b>	<u>294,413.55</u>	<u>147,973.74</u>	<u>67,830.32</u>	<u>510,217.61</u>
<b>Fund Balance, December 31, 2011</b>	<u>\$ 396,085.62</u>	<u>\$ 395,335.94</u>	<u>\$ 67,845.61</u>	<u>\$ 859,267.17</u>

See Accountants' Report.

## Supplementary Information Index

### **General Fund**

- Budgetary Comparison Schedule
- Projection of Revenues & Expenses
- Cash Reconciliations
- A/P Aging Summary
- Adjustments Journal
- General Ledger

### **Debt Service Fund**

- Debt Service Schedule
- Adjustments Journal
- General Ledger

### **Capital Projects Fund**

- General Ledger

## General Fund

**Walsh Ranch Municipal Utility District**  
**Budgetary Comparison Schedule-General Fund**  
**December 2011**

	CURRENT MONTH			YEAR TO DATE		
	Actual	Budget	Difference	Actual	Budget	Difference
<b>Water/Wastewater Service:</b>						
Water Service Revenue	\$ 8,062.21	\$ 8,324.00	\$ (261.79)	\$ 34,623.94	\$ 34,676.00	\$ (52.06)
Wastewater Service Revenue	7,636.45	8,748.00	(1,111.55)	33,566.07	34,842.00	(1,275.93)
Basic Service Charge Revenue	9,378.83	9,380.00	(1.17)	27,744.73	28,140.00	(395.27)
Service Penalties	368.45	-	368.45	1,503.09	-	1,503.09
<b>Total Water/Wastewater Service Revenues</b>	<b>25,445.94</b>	<b>26,452.00</b>	<b>(1,006.06)</b>	<b>97,437.83</b>	<b>97,658.00</b>	<b>(220.17)</b>
<b>Water/Wastewater Direct Costs:</b>						
Water Purchase Cost	8,509.55	10,732.00	2,222.45	36,992.42	42,810.00	5,817.58
Wastewater Purchase Cost	9,184.84	8,847.00	(337.84)	33,247.60	35,718.00	2,470.40
Garbage Service	3,808.00	3,808.00	-	11,456.00	11,424.00	(32.00)
Management Fees	2,351.88	2,242.00	(109.88)	6,873.92	6,726.00	(147.92)
<b>Total Water/Wastewater Service Direct Costs</b>	<b>23,854.27</b>	<b>25,629.00</b>	<b>1,774.73</b>	<b>88,569.94</b>	<b>96,678.00</b>	<b>8,108.06</b>
<b>Subtotal - Water/Wastewater Service</b>	<b>1,591.67</b>	<b>823.00</b>	<b>768.67</b>	<b>8,867.89</b>	<b>980.00</b>	<b>7,887.89</b>
<b>Other Revenues:</b>						
Property Tax	143,700.93	157,322.00	(13,621.07)	157,328.83	157,322.00	6.83
Property Tax Penalties	-	-	-	-	-	-
Interest and Other	8.30	-	8.30	45.38	-	45.38
<b>Total Other Revenues</b>	<b>143,709.23</b>	<b>157,322.00</b>	<b>(13,612.77)</b>	<b>157,374.21</b>	<b>157,322.00</b>	<b>52.21</b>
<b>Other Expenditures:</b>						
Current -						
Repairs & Maintenance	112.75	1,500.00	1,387.25	29,909.71	4,500.00	(25,409.71)
Pond Service	400.00	400.00	-	1,200.00	1,200.00	-
Pond Maintenance	80.00	750.00	670.00	240.00	2,250.00	2,010.00
Utilities/Street Lights	800.00	733.00	(67.00)	2,399.24	2,199.00	(200.24)
Landscape Maintenance/Irrigation Repairs	2,675.00	2,675.00	-	11,535.00	12,025.00	490.00
Tax Assessor/Collector	468.29	480.00	11.71	494.02	904.00	409.98
Legal Fees	3,040.00	1,500.00	(1,540.00)	5,445.06	7,500.00	2,054.94
Insurance	-	1,200.00	1,200.00	-	2,400.00	2,400.00
Bookkeeping Fees	1,500.00	1,500.00	-	4,850.00	4,850.00	-
Audit Fees	8,000.00	3,000.00	(5,000.00)	8,000.00	9,000.00	1,000.00
Engineering Fees	-	300.00	300.00	-	900.00	900.00
Meeting Expense	-	-	-	84.50	200.00	115.50
Miscellaneous Expense	(1.00)	100.00	101.00	412.50	300.00	(112.50)
<b>Total Other Expenditures</b>	<b>17,075.04</b>	<b>14,138.00</b>	<b>(2,937.04)</b>	<b>64,570.03</b>	<b>48,228.00</b>	<b>(16,342.03)</b>
<b>Subtotal - Other</b>	<b>126,634.19</b>	<b>143,184.00</b>	<b>(16,549.81)</b>	<b>92,804.18</b>	<b>109,094.00</b>	<b>(16,289.82)</b>
<b>Excess/(Deficiency) of Revenues over Expenditures</b>	<b>\$ 128,225.86</b>	<b>\$ 144,007.00</b>	<b>\$ (15,781.14)</b>	<b>\$ 101,672.07</b>	<b>\$ 110,074.00</b>	<b>\$ (8,401.93)</b>

**Walsh Ranch Municipal Utility District  
Projection of Revenues and Expenses - General Fund  
Fiscal Year 2011-2012**

	Approved 08/09/11	Actual 10/31/11	Actual 11/30/11	Actual 12/31/11	Budget 01/31/12	Budget 02/28/12	Budget 03/31/12	Budget 04/30/12	Budget 05/31/12	Budget 06/30/12	Budget 07/31/12	Budget 08/31/12	Budget 09/30/12	FYE 9/30/12 Total	Variance
<b>Water/Wastewater Service:</b>															
Water Service Revenue	\$ 146,589	\$ 7,874	\$ 8,062	\$ 6,257	\$ 5,697	\$ 5,959	\$ 13,066	\$ 14,407	\$ 14,407	\$ 14,932	\$ 18,042	\$ 18,042	\$ 15,511	\$ 146,537	\$ (52)
Wastewater Service Revenue	143,886	17,724	8,205	7,636	6,501	5,892	13,002	14,460	14,460	14,430	17,211	17,211	14,460	142,610	(1,276)
Basic Service Charge Revenue	112,565	9,009	9,357	9,379	9,380	9,380	9,380	9,380	9,380	9,380	9,380	9,380	9,385	112,170	(395)
Service Penalties	-	740	394	368	-	-	-	-	-	-	-	-	-	1,503	1,503
Inspection Fees	-	-	-	-	-	-	-	-	-	-	-	-	-	-	-
Total Water/Wastewater Service Revenues	403,040	46,161	25,830	25,446	22,138	20,969	21,216	35,448	38,247	38,742	44,633	44,633	39,356	402,820	(220)
<b>Water/Wastewater Direct Costs:</b>															
Water Purchase Cost	179,093	17,671	10,812	8,510	8,628	8,103	8,388	15,509	16,998	17,748	20,661	21,308	18,940	173,275	5,818
Wastewater Purchase Cost	147,784	15,399	8,663	9,185	6,553	5,943	5,973	13,195	14,925	14,895	17,679	17,828	15,075	145,314	2,470
Garbage Service	45,696	3,840	3,808	3,808	3,808	3,808	3,808	3,808	3,808	3,808	3,808	3,808	3,808	45,728	(32)
Management Fees	26,908	2,261	2,261	2,352	2,242	2,242	2,242	2,242	2,242	2,242	2,242	2,242	2,246	27,056	(148)
Total Water/Wastewater Service Direct Costs	399,481	39,171	25,544	23,854	21,231	20,096	20,411	34,754	37,973	38,693	44,390	45,186	40,069	391,373	8,108
<b>Subtotal - Water/Wastewater Service</b>	3,559	6,990	286	1,592	907	873	805	694	274	49	243	(553)	(713)	11,447	7,888
<b>Other Revenues:</b>															
Property Tax	224,746	7,831	5,797	143,701	56,187	11,237	-	-	-	-	-	-	-	224,753	7
Property Tax Penalties	-	-	-	-	-	-	-	-	-	-	-	-	-	-	-
Interest and Other	-	23	14	8	-	-	-	-	-	-	-	-	-	45	45
Total Other Revenues	224,746	7,854	5,811	143,709	56,187	11,237	-	-	-	-	-	-	-	224,798	52
<b>Other Expenditures:</b>															
Repairs & Maintenance	18,000	25,728	4,069	113	1,500	1,500	1,500	1,500	1,500	1,500	1,500	1,500	1,500	43,410	(25,410)
Pond Service (Oteka's)	4,800	400	400	400	400	400	400	400	400	400	400	400	400	4,800	-
Pond Maintenance	9,000	80	80	80	750	750	750	750	750	750	750	750	750	6,990	2,010
Street Lights/Utilities	8,800	800	800	800	733	733	733	733	733	733	733	733	737	9,000	(200)
Landscape Maintenance/Irrigation Repairs	36,100	2,675	6,185	2,675	2,675	2,675	2,675	2,675	2,675	2,675	2,675	2,675	2,675	35,610	490
Tax Assessor/Collector	2,344	26	2,344	468	-	480	-	-	-	480	-	-	480	1,934	410
Legal Fees	36,000	1,285	1,120	3,040	4,500	1,500	4,500	4,500	4,500	1,500	4,500	1,500	4,500	33,945	2,055
Insurance	2,900	-	-	-	-	-	-	-	-	-	-	-	500	2,400	2,400
Bookkeeping Fees	20,850	1,500	1,850	1,500	2,600	1,850	1,850	1,850	1,850	1,500	1,850	1,850	1,500	20,850	-
Audit Fees	11,000	-	-	8,000	2,000	-	-	-	-	-	-	-	-	10,000	1,000
Engineering Fees	3,600	-	-	-	300	300	300	300	300	300	300	300	300	2,700	900
Meeting Expense	1,200	-	85	-	200	200	200	200	200	200	200	200	116	1,085	116
Miscellaneous Expense	1,200	284	130	(1)	100	100	100	100	100	100	100	100	100	1,313	(113)
Capital Outlay - Amenity Center	20,000	-	-	-	20,000	-	-	-	-	-	-	-	-	20,000	-
Total Other Expenditures	175,794	32,777	14,718	17,075	35,758	9,458	13,488	9,458	13,008	9,938	13,008	10,008	13,442	192,136	(16,342)
<b>Subtotal - Other</b>	48,952	(24,923)	(8,907)	126,634	20,429	1,779	(13,488)	(9,458)	(13,008)	(9,938)	(13,008)	(10,008)	(13,442)	32,662	(16,290)
<b>Excess/(Deficiency) of Revenues over Expenditures</b>	\$ 52,511	\$ (17,932)	\$ (8,621)	\$ 128,226	\$ 21,336	\$ 2,652	\$ (12,683)	\$ (8,764)	\$ (12,734)	\$ (9,889)	\$ (12,765)	\$ (10,561)	\$ (14,155)	\$ 44,109	\$ (8,402)

See Accountant's Report.

**Walsh Ranch Municipal Utility District  
Cash Account Reconciliations  
December 31, 2011**

	<u>Ironstone Bank Operating</u>	<u>Ironstone Bank Manager's</u>	<u>Compass Lockbox</u>	<u>Total</u>
Beginning Bank Balance 12/01/2011	\$ 22,013.93	\$ 23,590.21	\$ 76,829.79	\$ 122,433.93
Cleared Transactions				
Checks and Payments	(80,046.27)	(41,108.46)	(44,000.00)	(165,154.73)
Deposits and Credits	100,391.67	80,000.00	18,494.45	198,886.12
Total Cleared Transactions	<u>20,345.40</u>	<u>38,891.54</u>	<u>(25,505.55)</u>	<u>33,731.39</u>
Ending Bank Balance 12/31/2011	42,359.33	62,481.75	51,324.24	156,165.32
Deposits in Transit	295.69	-	-	295.69
Uncleared Transactions				
5169 12/30/11 Bott & Douthitt, PLLC	-	(1,500.00)	-	(1,500.00)
5170 12/30/11 City of Round Rock	-	(15.00)	-	(15.00)
5171 12/30/11 Crossroads Utility Services	-	(3,758.62)	-	(3,758.62)
5172 12/30/11 DSHS Central Lab	-	(230.00)	-	(230.00)
5173 12/30/11 Foradory Construction	-	(80.00)	-	(80.00)
5174 12/30/11 ISS Grounds Control	-	(2,675.00)	-	(2,675.00)
5175 12/30/11 McCall Gibson Swedlund	-	(8,000.00)	-	(8,000.00)
5176 12/30/11 McLean & Howard, LLP	-	(1,120.00)	-	(1,120.00)
5177 12/30/11 Oteka's Water Design	-	(400.00)	-	(400.00)
5178 12/30/11 Wastewater Transport	-	(1,110.00)	-	(1,110.00)
Register Balance as of 12/31/2011	<u>\$ 42,655.02</u>	<u>\$ 43,593.13</u>	<u>\$ 51,324.24</u>	<u>\$ 137,572.39</u>

See Accountants' Report.

Walsh Ranch MUD - GOF  
A/P Aging Summary  
As of December 31, 2011

	Current	1 - 30	31 - 60	61 - 90	> 90	TOTAL
City of Round Rock	17,694.39	0.00	0.00	0.00	0.00	17,694.39
City of Round Rock Environmental Services	15.00	0.00	0.00	0.00	0.00	15.00
Crossroads Utility Services	2,449.63	0.00	0.00	0.00	0.00	2,449.63
Dandamudi Kranthi	63.99	0.00	0.00	0.00	0.00	63.99
McLean & Howard, LLP	3,040.00	0.00	0.00	0.00	0.00	3,040.00
Round Rock Refuse, Inc.	3,808.00	0.00	0.00	0.00	0.00	3,808.00
TOTAL	<u>27,071.01</u>	<u>0.00</u>	<u>0.00</u>	<u>0.00</u>	<u>0.00</u>	<u>27,071.01</u>

See Accountants' Report.

Walsh Ranch MUD - GOF  
Adjustments Journal

December 2011

Date	Num	Account	Memo	Debit	Credit
12/31/2011	12.1	1150 - Accounts Receivable	Record B&C reports	25,841.63	
		1150 - Accounts Receivable	Record B&C reports		55.81
		4310 - Penalties & Interest	Record B&C reports		368.45
		4100 - Water Service Revenue	Record B&C reports		8,121.20
		4200 - Wastewater Service Revenue	Record B&C reports		7,636.45
		2139 - Due to TCEQ	Record B&C reports		125.89
		4280 - Basic Services	Record B&C reports		9,378.83
		2161 - Customer Meter Deposits	Record B&C reports		150.00
		4100 - Water Service Revenue	Record B&C reports		5.00
				25,841.63	25,841.63
12/31/2011	12.2	1115 - Cash - Compass Lockbox	Record lockbox receipts	148.00	
		1115 - Cash - Compass Lockbox	Record lockbox receipts	42.18	
		1115 - Cash - Compass Lockbox	Record lockbox receipts	875.13	
		1115 - Cash - Compass Lockbox	Record lockbox receipts	2,992.14	
		1115 - Cash - Compass Lockbox	Record lockbox receipts	1,034.67	
		1115 - Cash - Compass Lockbox	Record lockbox receipts	847.50	
		1115 - Cash - Compass Lockbox	Record lockbox receipts	1,081.27	
		1115 - Cash - Compass Lockbox	Record lockbox receipts	3,498.75	
		1115 - Cash - Compass Lockbox	Record lockbox receipts	1,918.07	
		1115 - Cash - Compass Lockbox	Record lockbox receipts	1,610.25	
		1115 - Cash - Compass Lockbox	Record lockbox receipts	1,745.96	
		1115 - Cash - Compass Lockbox	Record lockbox receipts	647.41	
		1115 - Cash - Compass Lockbox	Record lockbox receipts	470.53	
		1115 - Cash - Compass Lockbox	Record lockbox receipts	600.37	
		1115 - Cash - Compass Lockbox	Record lockbox receipts	202.18	
		1115 - Cash - Compass Lockbox	Record lockbox receipts	395.30	
		1115 - Cash - Compass Lockbox	Record lockbox receipts	285.55	
		1115 - Cash - Compass Lockbox	Record lockbox receipts	99.19	
		1150 - Accounts Receivable	Record lockbox receipts		18,494.45
				18,494.45	18,494.45
12/31/2011	12.3	1100 - Cash - Operating	Record credit card receipts	77.55	
		1100 - Cash - Operating	Record credit card receipts	61.87	
		1100 - Cash - Operating	Record credit card receipts	119.20	
		1100 - Cash - Operating	Record credit card receipts	711.99	
		1100 - Cash - Operating	Record credit card receipts	147.75	
		1150 - Accounts Receivable	Record credit card receipts		1,118.36
				1,118.36	1,118.36
12/31/2011	12.4	1100 - Cash - Operating	Record refund of bank fee	1.00	
		6560 - Miscellaneous Expense	Record refund of bank fee		1.00
				1.00	1.00
12/31/2011	12.5	1173 - Due From DSF	Record tax collections	143,700.93	
		1520 - Maintenance Tax Receivable	Record tax collections		143,700.94
		2870 - Deferred Taxes	Record tax collections	143,700.94	
		4320 - Property Tax	Record tax collections		143,700.93
				287,401.87	287,401.87
12/31/2011	12.6	6160 - Utilities	Record accrued expense	800.00	
		2010 - Accrued AP	Record accrued expense		800.00
				800.00	800.00
TOTAL				333,657.31	333,657.31

See Accountants' Report.

Walsh Ranch MUD - GOF  
General Ledger

As of December 31, 2011

Type	Date	Num	Source Name	Memo	Amount	Balance
1100 - Cash - Operating						22,013.93
Deposit	12/1/2011			Deposit	105.85	22,119.78
Deposit	12/2/2011			Deposit	77.55	22,197.33
Deposit	12/3/2011			Deposit	95.44	22,292.77
Deposit	12/5/2011			Deposit	249.07	22,541.84
Deposit	12/5/2011			Deposit	162.84	22,704.68
Deposit	12/6/2011			Deposit	345.84	23,050.52
Transfer	12/7/2011			Funds Transfer	50,000.00	73,050.52
Transfer	12/7/2011			Funds Transfer	44,000.00	117,050.52
Transfer	12/8/2011			Funds Transfer	(80,000.00)	37,050.52
Deposit	12/9/2011			Deposit	70.52	37,121.04
Deposit	12/10/2011			Deposit	371.95	37,492.99
Deposit	12/11/2011			Deposit	84.63	37,577.62
Deposit	12/12/2011			Deposit	464.52	38,042.14
Deposit	12/16/2011			Deposit	150.19	38,192.33
Deposit	12/16/2011			Deposit	267.03	38,459.36
Deposit	12/16/2011			Deposit	98.78	38,558.14
Deposit	12/16/2011			Deposit	155.00	38,713.14
Deposit	12/16/2011			Deposit	120.00	38,833.14
Deposit	12/19/2011			Deposit	503.65	39,336.79
Deposit	12/20/2011			Deposit	134.13	39,470.92
Deposit	12/20/2011			Deposit	267.48	39,738.40
Deposit	12/21/2011			Deposit	280.77	40,019.17
Deposit	12/21/2011			Deposit	1,077.05	41,096.22
Deposit	12/26/2011			Deposit	182.85	41,279.07
Deposit	12/28/2011			Deposit	108.65	41,387.72
General Jou...	12/31/2011	12.3		Record credit card receipts	77.55	41,465.27
General Jou...	12/31/2011	12.3		Record credit card receipts	61.87	41,527.14
General Jou...	12/31/2011	12.3		Record credit card receipts	119.20	41,646.34
General Jou...	12/31/2011	12.3		Record credit card receipts	711.99	42,358.33
General Jou...	12/31/2011	12.3		Record credit card receipts	147.75	42,506.08
General Jou...	12/31/2011	12.4		Record refund of bank fee	1.00	42,507.08
Deposit	12/31/2011			Deposit	147.94	42,655.02
Total 1100 - Cash - Operating					20,641.09	42,655.02
1110 - Cash - Manager's						23,590.21
Bill Pmt -Che...	12/7/2011	5154	A-1 Signs	Signage - Sewer Line Cleaning/Smo...	(50.00)	23,540.21
Bill Pmt -Che...	12/7/2011	5155	Bott & Douthitt, PLLC		(3,350.00)	20,190.21
Bill Pmt -Che...	12/7/2011	5156	City of Round Rock	Purchase Water/ Wastewater	(19,474.99)	715.22
Bill Pmt -Che...	12/7/2011	5157	City of Round Rock Environmental Servi...	Lab Fees - October 2011	(30.00)	685.22
Bill Pmt -Che...	12/7/2011	5158	Crossroads Utility Services	Operations & Management - Octo...	(3,092.29)	(2,407.07)
Bill Pmt -Che...	12/7/2011	5159	Foradory Construction, Inc.	Pond Inspection and Repairs	(80.00)	(2,487.07)
Bill Pmt -Che...	12/7/2011	5160	ISS Grounds Control	Landscape Maintenance	(6,185.00)	(8,672.07)
Bill Pmt -Che...	12/7/2011	5161	LCRA Environmental Laboratory Services	Lab Fees	(690.00)	(9,362.07)
Bill Pmt -Che...	12/7/2011	5162	McLean & Howard, LLP	Legal Fees - October 2011	(1,285.06)	(10,647.13)
Bill Pmt -Che...	12/7/2011	5163	Oteka's Water Design, Inc.	Pond Maintenance - November 2011	(400.00)	(11,047.13)
Bill Pmt -Che...	12/7/2011	5164	PostNet	Mandatory Watering Restriction Signs	(130.00)	(11,177.13)
Bill Pmt -Che...	12/7/2011	5165	Round Rock Refuse, Inc.	Garbage Service - November 2011	(3,808.00)	(14,985.13)
Bill Pmt -Che...	12/7/2011	5166	TCEQ	Permit Fee - Water System	(526.75)	(15,511.88)
Bill Pmt -Che...	12/7/2011	5167	Williamson Central Appraisal District	Appraisal Fees - 1st Quarter 2012	(1,206.75)	(16,718.63)
Transfer	12/8/2011			Funds Transfer	80,000.00	63,281.37
Bill Pmt -Che...	12/22/2011	5168	TXU Energy	Utility Expense	(799.62)	62,481.75
Bill Pmt -Che...	12/30/2011	5169	Bott & Douthitt, PLLC	Accounting Fees - December 2011	(1,500.00)	60,981.75
Bill Pmt -Che...	12/30/2011	5170	City of Round Rock Environmental Servi...	Lab Fees - November 2011	(15.00)	60,966.75
Bill Pmt -Che...	12/30/2011	5171	Crossroads Utility Services	Operations & Management - Nove...	(3,758.62)	57,208.13
Bill Pmt -Che...	12/30/2011	5172	DSHS Central Lab	Lab Fees - November 2011	(230.00)	56,978.13
Bill Pmt -Che...	12/30/2011	5173	Foradory Construction, Inc.	Pond Inspection and Repairs-Dece...	(80.00)	56,898.13
Bill Pmt -Che...	12/30/2011	5174	ISS Grounds Control	Landscape Maintenance	(2,675.00)	54,223.13
Bill Pmt -Che...	12/30/2011	5175	McCall Gibson Swedlund & Barfoot, PL...	Audit Fees 2010/2011	(8,000.00)	46,223.13
Bill Pmt -Che...	12/30/2011	5176	McLean & Howard, LLP	Legal Fees - November 2011	(1,120.00)	45,103.13
Bill Pmt -Che...	12/30/2011	5177	Oteka's Water Design, Inc.	Pond Maintenance - December 2011	(400.00)	44,703.13
Bill Pmt -Che...	12/30/2011	5178	Wastewater Transport Services	Cleaning/Televising Wastewater Lines	(1,110.00)	43,593.13
Total 1110 - Cash - Manager's					20,002.92	43,593.13

Walsh Ranch MUD - GOF  
General Ledger

As of December 31, 2011

Type	Date	Num	Source Name	Memo	Amount	Balance
1115 · Cash - Compass Lockbox						76,829.79
Transfer	12/7/2011			Funds Transfer	(44,000.00)	32,829.79
General Jou...	12/31/2011	12.2		Record lockbox receipts	148.00	32,977.79
General Jou...	12/31/2011	12.2		Record lockbox receipts	42.18	33,019.97
General Jou...	12/31/2011	12.2		Record lockbox receipts	875.13	33,895.10
General Jou...	12/31/2011	12.2		Record lockbox receipts	2,992.14	36,887.24
General Jou...	12/31/2011	12.2		Record lockbox receipts	1,034.67	37,921.91
General Jou...	12/31/2011	12.2		Record lockbox receipts	847.50	38,769.41
General Jou...	12/31/2011	12.2		Record lockbox receipts	1,081.27	39,850.68
General Jou...	12/31/2011	12.2		Record lockbox receipts	3,498.75	43,349.43
General Jou...	12/31/2011	12.2		Record lockbox receipts	1,918.07	45,267.50
General Jou...	12/31/2011	12.2		Record lockbox receipts	1,610.25	46,877.75
General Jou...	12/31/2011	12.2		Record lockbox receipts	1,745.96	48,623.71
General Jou...	12/31/2011	12.2		Record lockbox receipts	647.41	49,271.12
General Jou...	12/31/2011	12.2		Record lockbox receipts	470.53	49,741.65
General Jou...	12/31/2011	12.2		Record lockbox receipts	600.37	50,342.02
General Jou...	12/31/2011	12.2		Record lockbox receipts	202.18	50,544.20
General Jou...	12/31/2011	12.2		Record lockbox receipts	395.30	50,939.50
General Jou...	12/31/2011	12.2		Record lockbox receipts	285.55	51,225.05
General Jou...	12/31/2011	12.2		Record lockbox receipts	99.19	51,324.24
Total 1115 · Cash - Compass Lockbox					(25,505.55)	51,324.24
1125 · TexPool - Operating Account						160,499.56
Transfer	12/7/2011			Funds Transfer	(50,000.00)	110,499.56
Deposit	12/31/2011			Interest	8.30	110,507.86
Total 1125 · TexPool - Operating Account					(49,991.70)	110,507.86
1150 · Accounts Receivable						26,076.76
Deposit	12/1/2011			echeck	(105.85)	25,970.91
Deposit	12/2/2011			Deposit	(77.55)	25,893.36
Deposit	12/3/2011			echeck	(95.44)	25,797.92
Deposit	12/5/2011			Deposit	(249.07)	25,548.85
Deposit	12/5/2011			Deposit	(162.84)	25,386.01
Deposit	12/6/2011			echeck	(345.84)	25,040.17
Deposit	12/9/2011			echeck	(70.52)	24,969.65
Deposit	12/10/2011			echeck	(371.95)	24,597.70
Deposit	12/11/2011			echeck	(84.63)	24,513.07
Deposit	12/12/2011			Deposit	(464.52)	24,048.55
Deposit	12/16/2011			Deposit	(150.19)	23,898.36
Deposit	12/16/2011			Deposit	(267.03)	23,631.33
Deposit	12/16/2011			Deposit	(98.78)	23,532.55
Deposit	12/16/2011			Deposit	(155.00)	23,377.55
Deposit	12/16/2011			echeck	(120.00)	23,257.55
Deposit	12/19/2011			echeck	(503.65)	22,753.90
Deposit	12/20/2011			Deposit	(134.13)	22,619.77
Deposit	12/20/2011			echeck	(267.48)	22,352.29
Deposit	12/21/2011			echeck	(280.77)	22,071.52
Deposit	12/21/2011			Deposit	(1,077.05)	20,994.47
Deposit	12/26/2011			echeck	(182.85)	20,811.62
Deposit	12/28/2011			echeck	(108.65)	20,702.97
General Jou...	12/31/2011	12.1		Record B&C reports	25,841.63	46,544.60
General Jou...	12/31/2011	12.1		Record B&C reports	(55.81)	46,488.79
General Jou...	12/31/2011	12.2		Record lockbox receipts	(18,494.45)	27,994.34
General Jou...	12/31/2011	12.3		Record credit card receipts	(1,118.36)	26,875.98
Deposit	12/31/2011			echeck	(147.94)	26,728.04
Total 1150 · Accounts Receivable					651.28	26,728.04
1173 · Due From DSF						14,915.81
Bill	12/1/2011	1st ...	Williamson Central Appraisal District	Appraisal Fees - 1st Quarter 2012	738.46	15,654.27
General Jou...	12/31/2011	12.5		Record tax collections	143,700.93	159,355.20
Total 1173 · Due From DSF					144,439.39	159,355.20
1520 · Maintenance Tax Receivable						218,431.83
General Jou...	12/31/2011	12.5		Record tax collections	(143,700.94)	74,730.89
Total 1520 · Maintenance Tax Receivable					(143,700.94)	74,730.89
1530 · Accrued Service Revenue						28,766.76
Total 1530 · Accrued Service Revenue						28,766.76

Walsh Ranch MUD - GOF  
General Ledger

As of December 31, 2011

Type	Date	Num	Source Name	Memo	Amount	Balance
2000 · Accounts Payable						(46,135.33)
Bill	12/1/2011	1st ...	Williamson Central Appraisal District	Appraisal Fees - 1st Quarter 2012	(1,206.75)	(47,342.08)
Bill	12/2/2011	35730	ISS Grounds Control	Landscape Maintenance - Decem...	(2,675.00)	(50,017.08)
Bill Pmt -Che...	12/7/2011	5154	A-1 Signs	Signage - Sewer Line Cleaning/Smo...	50.00	(49,967.08)
Bill Pmt -Che...	12/7/2011	5155	Bott & Douthitt, PLLC		3,350.00	(46,617.08)
Bill Pmt -Che...	12/7/2011	5156	City of Round Rock	Purchase Water/ Wastewater	19,474.99	(27,142.09)
Bill Pmt -Che...	12/7/2011	5157	City of Round Rock Environmental Servi...	Lab Fees - October 2011	30.00	(27,112.09)
Bill Pmt -Che...	12/7/2011	5158	Crossroads Utility Services	Operations & Management - Octo...	3,092.29	(24,019.80)
Bill Pmt -Che...	12/7/2011	5159	Foradory Construction, Inc.	Pond Inspection and Repairs	80.00	(23,939.80)
Bill Pmt -Che...	12/7/2011	5160	ISS Grounds Control	Landscape Maintenance	6,185.00	(17,754.80)
Bill Pmt -Che...	12/7/2011	5161	LCRA Environmental Laboratory Services	Lab Fees	690.00	(17,064.80)
Bill Pmt -Che...	12/7/2011	5162	McLean & Howard, LLP	Legal Fees - October 2011	1,285.06	(15,779.74)
Bill Pmt -Che...	12/7/2011	5163	Oteka's Water Design, Inc.	Pond Maintenance - November 2011	400.00	(15,379.74)
Bill Pmt -Che...	12/7/2011	5164	PostNet	Mandatory Watering Restriction Signs	130.00	(15,249.74)
Bill Pmt -Che...	12/7/2011	5165	Round Rock Refuse, Inc.	Garbage Service - November 2011	3,808.00	(11,441.74)
Bill Pmt -Che...	12/7/2011	5166	TCEQ	Permit Fee - Water System	526.75	(10,914.99)
Bill Pmt -Che...	12/7/2011	5167	Williamson Central Appraisal District	Appraisal Fees - 1st Quarter 2012	1,206.75	(9,708.24)
Bill	12/19/2011	Aud...	McCall Gibson Swedlund & Barfoott, PL...	Audit Fees 2010/2011	(8,000.00)	(17,708.24)
Bill Pmt -Che...	12/22/2011	5168	TXU Energy	Utility Expense	799.62	(16,908.62)
Bill Pmt -Che...	12/30/2011	5169	Bott & Douthitt, PLLC	Accounting Fees - December 2011	1,500.00	(15,408.62)
Bill Pmt -Che...	12/30/2011	5170	City of Round Rock Environmental Servi...	Lab Fees - November 2011	15.00	(15,393.62)
Bill Pmt -Che...	12/30/2011	5171	Crossroads Utility Services	Operations & Management - Nove...	3,758.62	(11,635.00)
Bill Pmt -Che...	12/30/2011	5172	DSHS Central Lab	Lab Fees - November 2011	230.00	(11,405.00)
Bill Pmt -Che...	12/30/2011	5173	Foradory Construction, Inc.	Pond Inspection and Repairs-Dece...	80.00	(11,325.00)
Bill Pmt -Che...	12/30/2011	5174	ISS Grounds Control	Landscape Maintenance	2,675.00	(8,650.00)
Bill Pmt -Che...	12/30/2011	5175	McCall Gibson Swedlund & Barfoott, PL...	Audit Fees 2010/2011	8,000.00	(650.00)
Bill Pmt -Che...	12/30/2011	5176	McLean & Howard, LLP	Legal Fees - November 2011	1,120.00	470.00
Bill Pmt -Che...	12/30/2011	5177	Oteka's Water Design, Inc.	Pond Maintenance - December 2011	400.00	870.00
Bill Pmt -Che...	12/30/2011	5178	Wastewater Transport Services	Cleaning/Televising Wastewater Lines	1,110.00	1,980.00
Bill	12/31/2011	RP:...	Foradory Construction, Inc.	Pond Inspection and Repairs-Dece...	(80.00)	1,900.00
Bill	12/31/2011	1227	Bott & Douthitt, PLLC	Accounting Fees - December 2011	(1,500.00)	400.00
Bill	12/31/2011	10215	Oteka's Water Design, Inc.	Pond Maintenance - December 2011	(400.00)	0.00
Bill	12/31/2011	91-2...	City of Round Rock	Water & Wastewater Purchases - De...	(6,960.53)	(6,960.53)
Bill	12/31/2011	91-2...	City of Round Rock	Water & Wastewater Purchases - De...	(10,733.86)	(17,694.39)
Bill	12/31/2011	159	Round Rock Refuse, Inc.	Garbage Service - December 2011	(3,808.00)	(21,502.39)
Bill	12/31/2011	Ref...	Dandamudi Kranthi	Customer Refund 053-07975-00	(63.99)	(21,566.38)
Bill	12/31/2011	Dec...	McLean & Howard, LLP	Legal Fees - December 2011	(3,040.00)	(24,606.38)
Bill	12/31/2011	118-...	City of Round Rock Environmental Servi...	Lab Fees - December 2011	(15.00)	(24,621.38)
Bill	12/31/2011	1977	Crossroads Utility Services	Operations & Management - Dece...	(2,449.63)	(27,071.01)
Total 2000 · Accounts Payable					19,064.32	(27,071.01)
2010 · Accrued AP						(14,935.08)
General Jou...	12/31/2011	12.6		Record accrued expense	(800.00)	(15,735.08)
Total 2010 · Accrued AP					(800.00)	(15,735.08)
2161 · Customer Meter Deposits						(21,800.00)
General Jou...	12/31/2011	12.1		Record B&C reports	(150.00)	(21,950.00)
Total 2161 · Customer Meter Deposits					(150.00)	(21,950.00)
2139 · Due to TCEQ						(1,962.65)
General Jou...	12/31/2011	12.1		Record B&C reports	(125.89)	(2,088.54)
Total 2139 · Due to TCEQ					(125.89)	(2,088.54)
2870 · Deferred Taxes						(218,431.83)
General Jou...	12/31/2011	12.5		Record tax collections	143,700.94	(74,730.89)
Total 2870 · Deferred Taxes					143,700.94	(74,730.89)
3010 · Unallocated Fund Balance						(294,413.55)
Total 3010 · Unallocated Fund Balance						(294,413.55)
Service Revenue						(71,991.89)
4100 · Water Service Revenue						(26,561.73)
General Jou...	12/31/2011	12.1		Record B&C reports	(8,121.20)	(34,682.93)
General Jou...	12/31/2011	12.1		Record B&C reports	(5.00)	(34,687.93)
Bill	12/31/2011	Ref...	Dandamudi Kranthi	Customer Refund 053-07975-00	63.99	(34,623.94)
Total 4100 · Water Service Revenue					(8,062.21)	(34,623.94)
4200 · Wastewater Service Revenue						(25,929.62)
General Jou...	12/31/2011	12.1		Record B&C reports	(7,636.45)	(33,566.07)
Total 4200 · Wastewater Service Revenue					(7,636.45)	(33,566.07)

Walsh Ranch MUD - GOF  
General Ledger

As of December 31, 2011

Type	Date	Num	Source Name	Memo	Amount	Balance
4280 - Basic Services						(18,365.90)
General Jou...	12/31/2011	12.1		Record B&C reports	(9,378.83)	(27,744.73)
Total 4280 - Basic Services					(9,378.83)	(27,744.73)
4310 - Penalties & Interest						(1,134.64)
General Jou...	12/31/2011	12.1		Record B&C reports	(368.45)	(1,503.09)
Total 4310 - Penalties & Interest					(368.45)	(1,503.09)
Total Service Revenue					(25,445.94)	(97,437.83)
Interest & Other Revenue						(37.08)
5391 - Interest Earned on Temp. Invest Deposit	12/31/2011			Interest	(8.30)	(45.38)
Total 5391 - Interest Earned on Temp. Invest					(8.30)	(45.38)
Total Interest & Other Revenue					(8.30)	(45.38)
Property Tax Revenue						(13,627.90)
4320 - Property Tax						(13,627.90)
General Jou...	12/31/2011	12.5		Record tax collections	(143,700.93)	(157,328.83)
Total 4320 - Property Tax					(143,700.93)	(157,328.83)
Total Property Tax Revenue					(143,700.93)	(157,328.83)
Water/WW Expenses						64,715.67
6125 - Water Purchases						28,482.87
Bill	12/31/2011	91-2...	City of Round Rock	Water & Wastewater Purchases - De...	4,571.65	33,054.52
Bill	12/31/2011	91-2...	City of Round Rock	Water & Wastewater Purchases - De...	3,937.90	36,992.42
Total 6125 - Water Purchases					8,509.55	36,992.42
6220 - Wastewater Purchases						24,062.76
Bill	12/31/2011	91-2...	City of Round Rock	Water & Wastewater Purchases - De...	2,388.88	26,451.64
Bill	12/31/2011	91-2...	City of Round Rock	Water & Wastewater Purchases - De...	6,795.96	33,247.60
Total 6220 - Wastewater Purchases					9,184.84	33,247.60
6410 - Garbage Expense						7,648.00
Bill	12/31/2011	159	Round Rock Refuse, Inc.	Garbage Service - December 2011	3,808.00	11,456.00
Total 6410 - Garbage Expense					3,808.00	11,456.00
6100 - Management & Operations						4,522.04
Bill	12/31/2011	1977	Crossroads Utility Services	Operations & Management - Dece...	2,351.88	6,873.92
Total 6100 - Management & Operations					2,351.88	6,873.92
Total Water/WW Expenses					23,854.27	88,569.94
Maint & Operations Expenses						47,494.99
6130 - Maintenance & Repairs - Water						3,674.96
Bill	12/31/2011	118-...	City of Round Rock Environmental Servi...	Lab Fees - December 2011	15.00	3,689.96
Bill	12/31/2011	1977	Crossroads Utility Services	Operations & Management - Dece...	35.50	3,725.46
Total 6130 - Maintenance & Repairs - Water					50.50	3,725.46
6230 - Maintenance & Repairs - Sewer						26,122.00
Bill	12/31/2011	1977	Crossroads Utility Services	Operations & Management - Dece...	62.25	26,184.25
Total 6230 - Maintenance & Repairs - Sewer					62.25	26,184.25
6580 - Pond Service						800.00
Bill	12/31/2011	10215	Oteka's Water Design, Inc.	Pond Maintenance - December 2011	400.00	1,200.00
Total 6580 - Pond Service					400.00	1,200.00
6550 - Pond Maintenance						160.00
Bill	12/31/2011	RP-...	Foradory Construction, Inc.	Pond Inspection and Repairs-Dece...	80.00	240.00
Total 6550 - Pond Maintenance					80.00	240.00
6160 - Utilities						1,599.24
General Jou...	12/31/2011	12.6		Record accrued expense	800.00	2,399.24
Total 6160 - Utilities					800.00	2,399.24
6200 - Landscape Maintenance						8,860.00
Bill	12/2/2011	35730	ISS Grounds Control	Landscape Maintenance - Decem...	2,675.00	11,535.00
Total 6200 - Landscape Maintenance					2,675.00	11,535.00

Walsh Ranch MUD - GOF  
General Ledger

As of December 31, 2011

Type	Date	Num	Source Name	Memo	Amount	Balance
6320 · Tax Assessor/Appraisal						25.73
Bill	12/1/2011	1st ...	Williamson Central Appraisal District	Appraisal Fees - 1st Quarter 2012	468.29	494.02
Total 6320 · Tax Assessor/Appraisal					468.29	494.02
6330 · Legal Fees						2,405.06
Bill	12/31/2011	Dec...	McLean & Howard, LLP	Legal Fees - December 2011	3,040.00	5,445.06
Total 6330 · Legal Fees					3,040.00	5,445.06
6430 · Bookkeeping Fees						3,350.00
Bill	12/31/2011	1227	Bott & Douthitt, PLLC	Accounting Fees - December 2011	1,500.00	4,850.00
Total 6430 · Bookkeeping Fees					1,500.00	4,850.00
6340 · Auditing Fees						0.00
Bill	12/19/2011	Aud...	McCall Gibson Swedlund & Barfoot, PL...	Audit Fees 2010/2011	8,000.00	8,000.00
Total 6340 · Auditing Fees					8,000.00	8,000.00
6565 · Meeting Expenses						84.50
Total 6565 · Meeting Expenses						84.50
6560 · Miscellaneous Expense						413.50
General Jou...	12/31/2011	12.4		Record refund of bank fee	(1.00)	412.50
Total 6560 · Miscellaneous Expense					(1.00)	412.50
Total Maint & Operations Expenses					17,075.04	64,570.03
TOTAL					0.00	0.00

## Debt Service Fund

## Walsh Ranch Municipal Utility District Debt Service Schedule

Due Date	Paid Date	Series 2008		Series 2009		Total	
		Principal	Interest	Principal	Interest	Principal	Interest
2/1/2009	1/26/2009	\$ -	\$ 113,733	\$ -	\$ -	\$ -	\$ 113,733
8/1/2009	7/29/2009	-	79,969	-	-	-	79,969
<b>FY 2009</b>		-	193,702	-	-	-	193,702
2/1/2010	1/28/2010	-	79,969	-	51,576	-	131,545
8/1/2010	7/30/2010	65,000	79,969	-	55,926	65,000	135,895
<b>FY 2010</b>		65,000	159,937	-	107,503	65,000	267,440
2/1/2011	2/1/2011	-	78,750	-	55,926	-	134,676
8/1/2011	8/1/2011	70,000	78,750	35,000	55,926	105,000	134,676
<b>FY 2011</b>		70,000	157,499	35,000	111,853	105,000	269,353
2/1/2012		-	77,350	-	55,270	-	132,620
8/1/2012		70,000	77,350	40,000	55,270	110,000	132,620
<b>FY 2012</b>		70,000	154,699	40,000	110,540	110,000	265,240
2/1/2013		-	75,915	-	54,470	-	130,385
8/1/2013		75,000	75,915	45,000	54,470	120,000	130,385
<b>FY 2013</b>		75,000	151,829	45,000	108,940	120,000	260,770
2/1/2014		-	74,340	-	53,525	-	127,865
8/1/2014		80,000	74,340	45,000	53,525	125,000	127,865
<b>FY 2014</b>		80,000	148,679	45,000	107,050	125,000	255,730
2/1/2015		-	72,620	-	52,535	-	125,155
8/1/2015		85,000	72,620	50,000	52,535	135,000	125,155
<b>FY 2015</b>		85,000	145,239	50,000	105,070	135,000	250,310
2/1/2016		-	70,750	-	51,385	-	122,135
8/1/2016		90,000	70,750	50,000	51,385	140,000	122,135
<b>FY 2016</b>		90,000	141,499	50,000	102,770	140,000	244,270
2/1/2017		-	68,725	-	50,185	-	118,910
8/1/2017		95,000	68,725	55,000	50,185	150,000	118,910
<b>FY 2017</b>		95,000	137,451	55,000	100,370	150,000	237,820
2/1/2018		-	66,540	-	48,810	-	115,350
8/1/2018		100,000	66,540	60,000	48,810	160,000	115,350
<b>FY 2018</b>		100,000	133,080	60,000	97,621	160,000	230,701
2/1/2019		-	64,190	-	47,265	-	111,455
8/1/2019		110,000	64,190	65,000	47,265	175,000	111,455
<b>FY 2019</b>		110,000	128,380	65,000	94,530	175,000	222,910
2/1/2020		-	61,550	-	45,543	-	107,093
8/1/2020		115,000	61,550	70,000	45,543	185,000	107,093
<b>FY 2020</b>		115,000	123,099	70,000	91,085	185,000	214,185
2/1/2021		-	58,675	-	43,635	-	102,310
8/1/2021		120,000	58,675	75,000	43,635	195,000	102,310
<b>FY 2021</b>		120,000	117,349	75,000	87,270	195,000	204,620
2/1/2022		-	55,675	-	41,535	-	97,210
8/1/2022		130,000	55,675	80,000	41,535	210,000	97,210
<b>FY 2022</b>		130,000	111,351	80,000	83,070	210,000	194,420
2/1/2023		-	52,425	-	39,235	-	91,660
8/1/2023		135,000	52,425	85,000	39,235	220,000	91,660
<b>FY 2023</b>		135,000	104,850	85,000	78,470	220,000	183,320
2/1/2024		-	49,050	-	36,728	-	85,778
8/1/2024		145,000	49,050	90,000	36,728	235,000	85,778
<b>FY 2024</b>		145,000	98,100	90,000	73,455	235,000	171,555
2/1/2025		-	45,353	-	34,073	-	79,425
8/1/2025		155,000	45,353	95,000	34,073	250,000	79,425
<b>FY 2025</b>		155,000	90,704	95,000	68,145	250,000	158,850
2/1/2026		-	41,400	-	31,270	-	72,670
8/1/2026		165,000	41,400	105,000	31,270	270,000	72,670
<b>FY 2026</b>		165,000	82,801	105,000	62,540	270,000	145,340
2/1/2027		-	37,193	-	28,173	-	65,365
8/1/2027		170,000	37,193	110,000	28,173	280,000	65,365
<b>FY 2027</b>		170,000	74,385	110,000	56,345	280,000	130,730
2/1/2028		-	32,858	-	24,928	-	57,785
8/1/2028		185,000	32,858	120,000	24,928	305,000	57,785
<b>FY 2028</b>		185,000	65,715	120,000	49,854	305,000	115,569
2/1/2029		-	28,140	-	21,388	-	49,528
8/1/2029		195,000	28,140	125,000	21,388	320,000	49,528
<b>FY 2029</b>		195,000	56,280	125,000	42,775	320,000	99,055
2/1/2030		-	23,168	-	17,700	-	40,868
8/1/2030		205,000	23,168	135,000	17,700	340,000	40,868
<b>FY 2030</b>		205,000	46,335	135,000	35,400	340,000	81,735
2/1/2031		-	17,940	-	13,718	-	31,658
8/1/2031		215,000	17,940	145,000	13,718	360,000	31,658
<b>FY 2031</b>		215,000	35,881	145,000	27,435	360,000	63,315
2/1/2032		-	12,350	-	9,440	-	21,790
8/1/2032		230,000	12,350	155,000	9,440	385,000	21,790
<b>FY 2032</b>		230,000	24,700	155,000	18,880	385,000	43,580
2/1/2033		-	6,370	-	4,868	-	11,238
8/1/2033		245,000	6,370	165,000	4,868	410,000	11,238
<b>FY 2033</b>		245,000	12,741	165,000	9,734	410,000	22,474
<b>Total - All Series</b>		\$ 3,250,000	\$ 2,696,280	\$ 2,000,000	\$ 1,830,704	\$ 5,250,000	\$ 4,526,994

See Accountants' Report.

Walsh Ranch MUD - DSF  
Adjustments Journal

December 2011

Date	Num	Memo	Account	Debit	Credit
12/31/2011	12.1	Record 1st quarter appraisal fees	7340 · Tax Assessor/Appraisal	738.46	
		Record 1st quarter appraisal fees	2173 · Due To GOF		738.46
				<u>738.46</u>	<u>738.46</u>
12/31/2011	12.2	Record tax collections	2173 · Due To GOF		143,700.93
		Record tax collections	1150 · A/R Taxes		226,605.32
		Record tax collections	2140 · Def Rev-Taxes	226,605.32	
		Record tax collections	4320 · Property Tax		226,605.33
		Record tax collections	1130 · TexPool - Tax Account	2,403.60	
		Record tax collections	1130 · TexPool - Tax Account	2,370.57	
		Record tax collections	1130 · TexPool - Tax Account	7,334.83	
		Record tax collections	1130 · TexPool - Tax Account	8,415.58	
		Record tax collections	1130 · TexPool - Tax Account	91,222.75	
		Record tax collections	1130 · TexPool - Tax Account	4,470.08	
		Record tax collections	1130 · TexPool - Tax Account	5,278.95	
		Record tax collections	1130 · TexPool - Tax Account	2,312.01	
		Record tax collections	1130 · TexPool - Tax Account	8,485.75	
		Record tax collections	1130 · TexPool - Tax Account	5,090.23	
		Record tax collections	1130 · TexPool - Tax Account	7,561.70	
		Record tax collections	1130 · TexPool - Tax Account	5,013.95	
		Record tax collections	1130 · TexPool - Tax Account	2,567.91	
		Record tax collections	1130 · TexPool - Tax Account	9,753.76	
		Record tax collections	1130 · TexPool - Tax Account	90,644.26	
		Record tax collections	1130 · TexPool - Tax Account	21,422.08	
		Record tax collections	1130 · TexPool - Tax Account	8,141.61	
		Record tax collections	1130 · TexPool - Tax Account	47,282.69	
		Record tax collections	1130 · TexPool - Tax Account	15,457.28	
		Record tax collections	1130 · TexPool - Tax Account	7,717.72	
		Record tax collections	1130 · TexPool - Tax Account	17,358.95	
				<u>596,911.58</u>	<u>596,911.58</u>
TOTAL				<u>597,650.04</u>	<u>597,650.04</u>

See Accountants' Report.

## Walsh Ranch MUD - DSF

## General Ledger

As of December 31, 2011

Type	Date	Num	Source Name	Memo	Amount	Balance
1130 · TexPool - Tax Account						34,864.07
General Journal	12/31/2011	12.2		Record tax collections	2,403.60	37,267.67
General Journal	12/31/2011	12.2		Record tax collections	2,370.57	39,638.24
General Journal	12/31/2011	12.2		Record tax collections	7,334.83	46,973.07
General Journal	12/31/2011	12.2		Record tax collections	8,415.58	55,388.65
General Journal	12/31/2011	12.2		Record tax collections	91,222.75	146,611.40
General Journal	12/31/2011	12.2		Record tax collections	4,470.08	151,081.48
General Journal	12/31/2011	12.2		Record tax collections	5,278.95	156,360.43
General Journal	12/31/2011	12.2		Record tax collections	2,312.01	158,672.44
General Journal	12/31/2011	12.2		Record tax collections	8,485.75	167,158.19
General Journal	12/31/2011	12.2		Record tax collections	5,090.23	172,248.42
General Journal	12/31/2011	12.2		Record tax collections	7,561.70	179,810.12
General Journal	12/31/2011	12.2		Record tax collections	5,013.95	184,824.07
General Journal	12/31/2011	12.2		Record tax collections	2,567.91	187,391.98
General Journal	12/31/2011	12.2		Record tax collections	9,753.76	197,145.74
General Journal	12/31/2011	12.2		Record tax collections	90,644.26	287,790.00
General Journal	12/31/2011	12.2		Record tax collections	21,422.08	309,212.08
General Journal	12/31/2011	12.2		Record tax collections	8,141.61	317,353.69
General Journal	12/31/2011	12.2		Record tax collections	47,282.69	364,636.38
General Journal	12/31/2011	12.2		Record tax collections	15,457.28	380,093.66
General Journal	12/31/2011	12.2		Record tax collections	7,717.72	387,811.38
General Journal	12/31/2011	12.2		Record tax collections	17,358.95	405,170.33
Deposit	12/31/2011			Interest	8.93	405,179.26
Total 1130 · TexPool - Tax Account					370,315.19	405,179.26
1131 · TexPool Debt Service Account						149,501.58
Deposit	12/31/2011			Interest	10.30	149,511.88
Total 1131 · TexPool Debt Service Account					10.30	149,511.88
1150 · A/R Taxes						344,140.73
General Journal	12/31/2011	12.2		Record tax collections	(226,605.32)	117,535.41
Total 1150 · A/R Taxes					(226,605.32)	117,535.41
2140 · Def Rev-Taxes						(344,140.73)
General Journal	12/31/2011	12.2		Record tax collections	226,605.32	(117,535.41)
Total 2140 · Def Rev-Taxes					226,605.32	(117,535.41)
2173 · Due To GOF						(14,915.81)
General Journal	12/31/2011	12.1		Record 1st quarter appraisal f...	(738.46)	(15,654.27)
General Journal	12/31/2011	12.2		Record tax collections	(143,700.93)	(159,355.20)
Total 2173 · Due To GOF					(144,439.39)	(159,355.20)
3010 · Unallocated Fund Balance						(147,973.74)
Total 3010 · Unallocated Fund Balance						(147,973.74)
Property Taxes						(21,490.14)
4320 · Property Tax						(21,490.14)
General Journal	12/31/2011	12.2		Record tax collections	(226,605.33)	(248,095.47)
Total 4320 · Property Tax					(226,605.33)	(248,095.47)
Total Property Taxes					(226,605.33)	(248,095.47)
5391 · Interest On Temp Investments						(26.53)
Deposit	12/31/2011			Interest	(10.30)	(36.83)
Deposit	12/31/2011			Interest	(8.93)	(45.76)
Total 5391 · Interest On Temp Investments					(19.23)	(45.76)
7340 · Tax Assessor/Appraisal						40.57
General Journal	12/31/2011	12.1		Record 1st quarter appraisal f...	738.46	779.03
Total 7340 · Tax Assessor/Appraisal					738.46	779.03
TOTAL					0.00	0.00

See Accountants' Report.

## Capital Projects Fund

## Walsh Ranch MUD - CPF

## General Ledger

As of December 31, 2011

Type	Date	Num	Source Name	Memo	Amount	Balance
1310 · TexPool SR2008 Capital Projects						1,230.11
Total 1310 · TexPool SR2008 Capital Projects						1,230.11
1315 · TexPool SR09 Capital Projects						66,610.87
Deposit	12/31/2011		Interest		4.63	66,615.50
Total 1315 · TexPool SR09 Capital Projects					4.63	66,615.50
3000 · Unallocated Fund Balance						(67,830.32)
Total 3000 · Unallocated Fund Balance						(67,830.32)
5391 · Interest On Temp Investments						(10.66)
Deposit	12/31/2011		Interest		(4.63)	(15.29)
Total 5391 · Interest On Temp Investments					(4.63)	(15.29)
TOTAL					0.00	0.00

See Accountants' Report.

## **Expenditures to be Approved**

City of Round Rock  
 Environmental Services  
 2008 Enterprise Drive  
 Round Rock, TX 78664  
 (512) 218-5561



Bill To

William Abshire  
 Crossroads Utility Services  
 2601 Forest Creek Drive  
 Round Rock, TX 78665

**Invoice**  
 for Samples Submitted in  
 December 2011

P.O. Number	PWSID Invoice #	Date	Terms	Due Date
DD	118-1211-21	1/9/2012	Net 30	2/8/2012

Description	Fee Category	Rate	Quantity	Subtotal	Paid	Payment Due
2460160 Walsh Ranch MUD						
Bacteriological Test	24-Hour Test	\$15.00	1 ✓	\$15.00	\$0.00	\$15.00

**Total Amount Due for Public Water System ID 2460160: \$15.00**

*Handwritten initials and date: 1/11/12*

By/Date Received: Jan 11/12  
 By/Date Posted: Jan 11/13  
 Approved for Payment: [Signature]  
 Hand Delivered to: \_\_\_\_\_  
 Mailed By/Date: \_\_\_\_\_  
 GL#: 6130

As required by the State of Texas, any and all water system samples have been reported to the Texas Commission on Environmental Quality ("TCEQ") by electronic reporting. If the TCEQ claims to not have received a monthly report, an e-mail confirmation indicating receipt can be provided by this office.

**INVOICE**  
1977



2601 Forest Creek Drive  
Round Rock, TX 78665-1232  
Phone 512-246-1400  
Fax 512-246-1900  
www.crossroadsus.com

DATE
January 12, 2012

**BILL TO**  
**Walsh Ranch Municipal Utility District**  
2601 Forest Creek Drive  
Round Rock TX 78665

Operations & Maintenance  
December

DESCRIPTION	AMOUNT
Connection Count: 247	
<b>BASE FEE: *</b>	<b>\$2,351.88</b>
Water Distribution:	\$35.50
Wastewater Collection:	\$62.25
<p>By/Date Received: <u>lu 1/12</u></p> <p>By/Date Posted: <u>lu 1/13</u></p> <p>Approved for Payment: <u>[Signature]</u></p> <p>Hand Delivered to: _____</p> <p>Mailed By/Date: _____</p> <p>GL#: <u>6100 - 2351.88</u> <u>6130 = 35.50</u> <u>6230 = 62.25</u></p>	
* Includes base fee and connection count cost/postage/AVR set up fees	
<b>TOTAL</b>	<b>\$2,449.63</b>

# Invoice for Basic Service

**Client:**  
Walsh Ranch MUD

**Billing Cycle:**  
DECEMBER

## **Crossroads Utility Services**

2601 Forest Creek Dr.  
Round Rock, TX 78665  
Phone: 281-620-3986  
Fax:

Bills	\$106.92
243 @ \$0.44 EA	
Delinquent Letters	\$2.20
5 @ \$0.44 EA	
Per Active Connection	\$2,242.76
247 @ \$9.08 EA	
<b>Total BASIC SERVICE</b>	<hr/> <b>\$2,351.88</b>

BILLED - SERVICE ORDER SUMMARY  
 BILLING CYCLE: DECEMBER 2011  
 WALSH RANCH MUD

S/O #	SVC DATE	COMP	ADDRESS	NOTES	LABOR	EQUIP	MAT'L	SUBCON	TOTAL
<b>BASIC SERVICE</b>									
123192A	01/12/12	01/12/12		BASIC SERVICE	0.00	0.00	2,351.88	0.00	2,351.88
					<b>BASIC SERVICE SUBTOTAL</b>				
					<b>2,351.88</b>				
<b>WATER DISTRIBUTION</b>									
12225A	12/13/11	12/13/11	3309 ALEXANDRITE WAY-5/8"	CHECKED STATUS OF LOCKOUT	8.75	9.00	0.00	0.00	17.75
122349A	12/21/11	12/21/11	3908 OBSIDIAN LANE	TURNED WATER ON NEW CUSTOMER	0.00	0.00	0.00	0.00	0.00
122358A	12/19/11	12/19/11	3591 ALEXANDRITE WAY	TURNED WATER OFF-ACCOUNT FINAL	0.00	0.00	0.00	0.00	0.00
122472A	12/21/11	12/21/11	3309 ALEXANDRITE WAY-5/8"	CHECKED STATUS OF LOCKOUT	8.75	9.00	0.00	0.00	17.75
122531A	12/21/11	12/21/11	3551 ALEXANDRITE WAY-5/8"	REREAD PER COMMERCIAL REPORT	0.00	0.00	0.00	0.00	0.00
					<b>WATER DISTRIBUTION SUBTOTAL</b>				
					<b>35.50</b>				
<b>WASTEWATER COLLECTION</b>									
122905A	01/05/12	01/05/12	3531 ALEXANDRITE WAY	SUPERVISE AND INSPECT UTILITY SPECIALIST ON SEWER LINE REPAIR DUE TO NEGATIVE GRADE IN SERVICE LATERAL. REPAIR NOW HAS SLIGHT GRADE. TELEVIEWED PIPE AND CLEANED PIPE. CONTRACTOR HAS ADJUSTED STACK 5" UP AND WILL PLACE GRAVEL BASE UNDER STACK. CONTRACTOR REGRADED SITE. REPAIRED CUSTOMER IRRIGATION. CROSSROADS WILL LANDSCAPE SITE	48.75	13.50	0.00	0.00	62.25
					<b>WASTEWATER COLLECTION SUBTOTAL</b>				
					<b>62.25</b>				

BILLED - SERVICE ORDER SUMMARY  
BILLING CYCLE: DECEMBER 2011

LABOR/EQUIPMENT/MATERIAL/SUBCON TOTALS      66.25      31.50      2,351.88      0.00

GRAND TOTAL	2,449.63
-------------	----------



**ISS GROUND CONTROL**

**Invoice for the Month of January 2012**

**Date:** 01/03/2012

**Invoice No.:** GC 35963

**Bill to:** Walsh Ranch MUD  
c/o Bott & Douthitt, P.L.L.C.  
P.O. Box 2445  
Round Rock, TX 78680

**Service at:** Walsh Ranch MUD  
  
Austin, TX

**Customer ID:** B-00184

**JC Job #:** 121-09-0715

**Terms:** Net 30 From Invoice Date

**PO Number:**

Item	Description	Quantity	Unit Price	Amount
Agreement	Grounds Maintenance (Austin)	1.00	2,675.00	2,675.00

By/Date Received: CR 1/9  
 By/Date Posted: 1/13  
 Approved for Payment: [Signature]  
 Hand Delivered to: \_\_\_\_\_  
 Mailed By/Date: \_\_\_\_\_  
 GL#: 6200

**PLEASE REFERENCE INVOICE NUMBER.  
 SERVICE IS FOR THE CURRENT MONTH UNLESS OTHERWISE INDICATED.  
 THANK YOU FOR CHOOSING ISS GROUND CONTROL.**

<b>Subtotal:</b>	2,675.00
<b>Sales Tax:</b>	0.00
<b>Total Due:</b>	<b>2,675.00</b>

**Customer ID:** B-00184

**Please Remit Payment To: ISS Grounds Control Inc.**

**PO Box 1266  
 San Antonio, TX 782951266  
 Phone (210)599-8242  
 Fax (210)599-8128**

**McLean & Howard, L.L.P.**

901 S. Mopac Expressway  
Building 2, Suite 225  
Austin, TX 78746

Ph: 512-328-2008

Fax: 512-328-2409

Walsh Ranch Municipal Utility District  
c/o Bott & Douthitt, P.L.L.C.  
P. O. Box 2445  
Round Rock, TX 78680

December 31, 2011

**Attention:** Lisa Wald

**File #:** 1335-001  
**Inv #:** 16144

**RE:** General

DATE	DESCRIPTION	HOURS	AMOUNT	LAWYER
Dec-10-11	Draft minutes from the November 3 meeting. Prepare a rough draft of the January meeting agenda. Update "to do" list.	2.40	480.00	PEH
Dec-12-11	Review 3 emails from Director Shamsie regarding a resigning director, electricity providers, and the lease with the HOA. Draft portions of the lease with the HOA, focusing on the recitals and defined terms, explaining the background of the lease arrangement, and creating special termination rights.	3.10	620.00	PEH
Dec-13-11	Continue drafting the lease agreement, completing and circulating the initial draft (3.3 hrs). Review questions from a Walsh resident about existing agreements with TXU to provide electric service. Review Walsh files and records to determine the extent of existing agreements with TXU. Brief review the Agreement for Street Lighting Service. Email to Tushar Bajaj and Director Shamsie regarding the Agreement for Street Lighting Service. Review follow-up email from Mr. Bajaj, and reserach his question, and provide additional documentation and information about the MUD's history with TCEQ.	4.60	920.00	PEH
Dec-14-11	Review issues with the voluntary maintenance contribution in the HOA lease, and consider how to structure those payments to address the parties' needs and applicable legal requirements. Review the maintenance contribution language in the lease. Consider			

By Date Received: lu 1/10  
 By Date Posted: lu 1/13  
 Approved for Payment: 1.00 200.00 PEH  
 Hand Delivered to: \_\_\_\_\_  
 Mailed By/Date: \_\_\_\_\_  
 GL#: 6330

additional options for structuring the maintenance contribution. Review and respond to emails from Director Shamsie about structuring voluntary maintenance contributions.

Dec-19-11	Begin review of Election Code and preparations for the May Director election. Review updated Election Code provisions and notes from prior elections. Brief review of bookkeeper and manager's reports. Update the agenda for the January 25 meeting. Review information about Director Stonecipher's potential resignation, and review rules and materials for appointing a director to fill his unexpired term. Email to Director Stonecipher regarding resignation procedures.	3.40	680.00	PEH
Dec-21-11	Assemble minutes with exhibits from the November 3 meeting. Review Round Rock Refuse contract for deadlines. Review 30 TAC 293 for guidance on appointing directors, and applying to TCEQ for use of surplus bond funds for wastewater line testing.	0.70	140.00	PEH

Totals	15.20	\$3,040.00
--------	-------	------------

<b>Total Fees, Disbursements</b>	<b>\$3,040.00</b>
----------------------------------	-------------------

Previous Balance	\$2,387.57
------------------	------------

Previous Payments	\$1,285.06
-------------------	------------

<b>Balance Due Now</b>	<b>\$4,142.51</b>
------------------------	-------------------

# Round Rock Refuse, Inc.

# INVOICE

PO BOX 18684  
 AUSTIN, TX 78760  
 Phone (512) 255-4980 Fax (512) 243-2283

DATE: December 29, 2011  
 INVOICE # 159

**BILL TO:**  
 WALSH RANCH  
 C/O BOTT & DOUTHITT, P.L.L.C.  
 P O BOX 2445  
 ROUND ROCK, TX 78680

DESCRIPTION	QTY	RATE	AMOUNT
Acct # 21828727-Trash Pick-up for DECEMBER 2011	238	16.00	\$ 3,808.00
By/Date Received: <u>12.12</u> By/Date Posted: <u>1/13</u> Approved for Payment: <u>[Signature]</u> Hand Delivered to: _____ Mailed By/Date: _____ GL#: <u>6410</u>			
SUBTOTAL			\$ 3,808.00
TAX RATE			
SALES TAX			-
OTHER			
TOTAL			\$ 3,808.00

Make all checks payable to Round Rock Refuse, Inc.

THANK YOU FOR YOUR BUSINESS!



## **Manager's Account Expenditures**

**WALSH RANCH M.U.D. / MANAGERS ACCOUNT****5179**

City of Round Rock

Date	Type	Reference	Original Amt.	Balance Due	1/11/2012 Discount	Payment
12/31/2011	Bill	91-2000-00 12/1	6,960.53	6,960.53		6,960.53
12/31/2011	Bill	91-2001-00 12/11	10,733.86	10,733.86		10,733.86
					Check Amount	17,694.39

**Cash - Manager's****Purchase Water/ Wastewater****17,694.39**

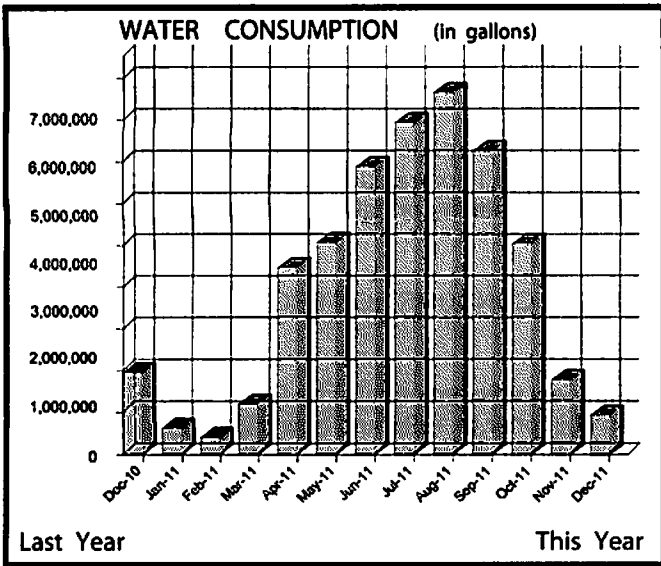


# City of Round Rock Utility Billing

Prepared For:

WALSH RANCH MUD  
C/O BOTT AND DOUTHITT PLLC  
ON 3406

Account Number	Due Date	Penalty Date	Amount Due After Due Date	Total Amount Due
91-2000-00	01/17/2012	01/18/2012	\$ 6,960.53	\$ 6,960.53



## Current Activity Summary

Current Bill Date . . . . . 12/29/2011  
 Last Payment was received on . . . . . 12/13/2011  
 In the amount of . . . . . -\$12,412.50

Water. . . . . \$4,571.65  
 Wastewater. . . . . \$2,388.88  
**Total Due . . . . . \$6,960.53**

See reverse side for more details

By/Date Received: Jan 12  
 By/Date Posted: Jan 11  
 Approved for Payment: [Signature]  
 Hand Delivered to: CDKR 1/12  
 Mailed By/Date: \_\_\_\_\_  
 GL#: 6125 -- 4571.65  
6220 - 2388.88

Thank you for paying on time! We appreciate your promptness.



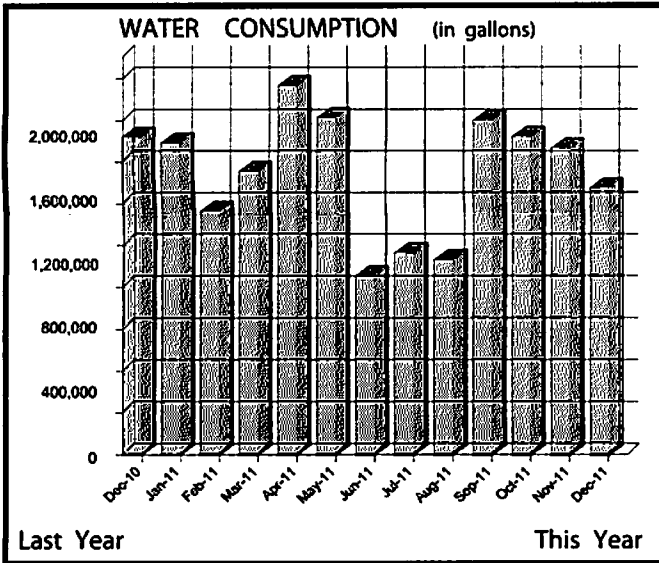
# City of Round Rock Utility Billing

Prepared For:

WALSH RANCH MUD  
C/O BOTT AND DOUTHITT PLLC  
2 MTR

Account Number	Due Date	Penalty Date	Amount Due After Due Date	Total Amount Due
91-2001-00	01/17/2012	01/18/2012	\$ 10,734.86	\$ 10,734.86

\*Includes Optional Friendly Rock Donation



## Current Activity Summary

Current Bill Date . . . . . 12/29/2011  
 Last Payment was received on . . . . . 12/13/2011  
 In the amount of . . . . . -\$7,060.14

Water. . . . . \$3,937.90  
 Wastewater. . . . . \$6,535.23  
 Past Due Balance . . . . . \$260.73  
**Total Due . . . . . \$10,733.86**  
 Optional Friendly Rock Donation. . . . . \$1.00  
**Total Amount Due . . . . . \$10,734.86**

See reverse side for more details

By/Date Received: lu 1/2  
 By/Date Posted: 1/11  
 Approved for Payment: [Signature]  
 Hand Delivered to: [Signature]

PLEASE NOTE: The Total Amount Due reflects an OPTIONAL \$1.00 donation to Friendly Rock. These funds go to help our neighbors in need with their water bill. If you choose not to donate, please check the "None" box below.

**Your account is past due and may be subject to disconnection. Please pay past due balance immediately.**

# PAST DUE

Mailed By/Date: \_\_\_\_\_  
 GE#: 6125 = 3937.90  
6220 = 6795.86 of 46